

KB12180 12V 18Ah



The KB Standard series consists in VRLA batteries - AGM technology (Absorbent Glass Mat), with a design life of 3-5 years and it is designed for general applications such as UPS, telecommunications and electrical applications.



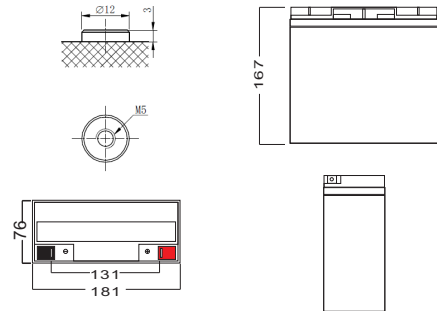
Performance Characteristics

Nominal Voltage	12V	
Dimensions	Length (mm / inch)	181±2 / 7.13
	Width (mm / inch)	76±1 / 2.99
	Height (mm / inch)	167±1 / 6.57
	Total Height (mm / inch)	167±1 / 6.57
Approx Weight	(Kg / lbs) 5.00 / 11.0	
Design Life	5 years	
Terminal	M5	
Container Material	ABS	
Rated Capacity	18.0Ah / 0.900A	(20hr, 1.75V / cell, 25°C / 77°F)
	13.98Ah / 4.66A	(3hr, 1.75V / cell, 25°C / 77°F)
	11.9Ah / 11.9A	(1hr, 1.60V / cell, 25°C / 77°F)
Max. Discharge Current	270A (5s)	
Internal Resistance	Approx 20.0mΩ	
Operating Temp. Range	Discharge : -20 ~ 50°C (-4 ~ 122°F)	
	Charge : -20 ~ 50°C (-4 ~ 122°F)	
	Storage : -20 ~ 50°C (-4 ~ 122°F)	
Charge Current	Max. 4.50A	
Cycle Use	Voltage: 14.4V ~ 15.0V at 25°C (77°F)	
	Temp. Coefficient: -30mV/°C	
Standby Use	Voltage: 13.5V ~ 13.8V at 25°C (77°F)	
	Temp. Coefficient: -18mV/°C	
Capacity affected by Temperature	40°C (104°F)	103%
	25°C (77°F)	100%
	0°C (32°F)	86%
Self Discharge	Fully charged Kaise Standard Series batteries may be stored for up to 6 months at 25°C (77°F) and then a freshening charge is required. For higher temperatures the time interval will be shorter.	

Discharge Constant Current (Amperes) at 25°C (77°F)

Volts/cell	5min	10min	15min	30min	1h	3h	5h	10h	20h
1.80V	49.5	37.6	25.7	19.8	10.1	4.41	3.01	1.66	0.864
1.75V	53.8	40.0	27.7	20.5	10.4	4.66	3.13	1.69	0.900
1.70V	58.0	41.9	29.7	21.0	10.8	4.73	3.28	1.73	0.918
1.65V	70.7	44.6	31.9	21.6	11.2	4.82	3.31	1.76	0.936
1.60V	71.3	46.6	34.7	22.8	11.9	4.97	3.38	1.78	0.954

Dimensions and Terminal (Unit: mm (inches))



Applications

- | | |
|----------------------------|---------------------------------------|
| Alarm systems | Marine equipment |
| Cable television | Medical equipment |
| Communications Equipment | Micro processor based office machines |
| Control Equipment | Portable cine & Video lights |
| Computers | Solar powered systems |
| Electronic Cash Registers | Telecommunications systems |
| Electric Test Equipment | Television & Video recorders |
| Emergency lighting systems | Toys |
| Fire & Security | Uninterruptible power supply systems |
| Geophysical equipment | Vending machines |

Certifications

ISO 9001:2008 ISO 14001:2008



Discharge Current vs. Discharge Voltage

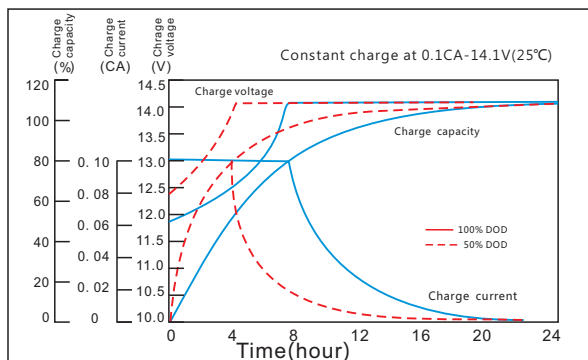
Final discharge voltage V/CELL	1.8	1.75	1.7	1.6
Discharge current [A]	I ≤ 0.1CA	0.25CA ≥ I > 0.1CA	0.55CA ≥ I > 0.25CA	I > 0.55CA

Discharge Constant Power (Watts per cell) at 25°C (77°F)

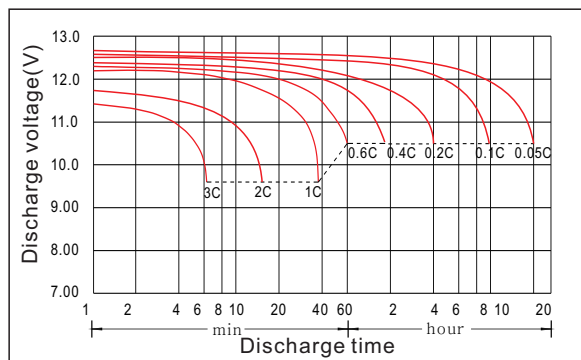
Volts/cell	5min	10min	15min	30min	1h	3h	5h	10h	20h
1.80V	91.8	72.3	52.5	37.4	19.0	8.61	5.82	3.22	1.77
1.75V	102	74.7	54.9	37.7	19.3	8.85	5.97	3.28	1.79
1.70V	113	77.1	57.0	38.1	19.9	8.97	6.09	3.36	1.82
1.65V	123	79.5	59.7	38.2	20.5	9.12	6.27	3.39	1.84
1.60V	134	84.0	63.6	38.5	21.8	9.39	6.39	3.45	1.89

(Note) The above characteristics data are average values obtained within three charge/discharge cycles not the minimum values.

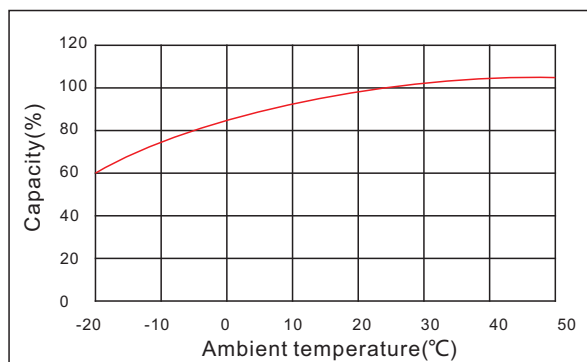
Charging Characteristics



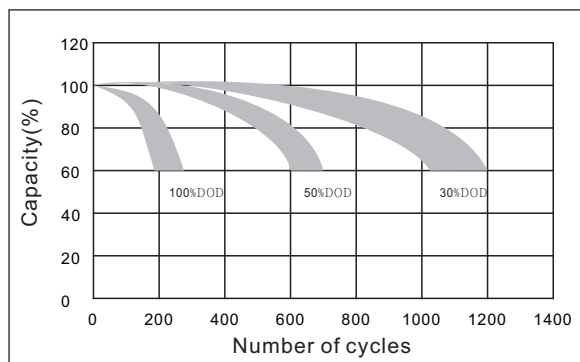
Discharge Characteristics



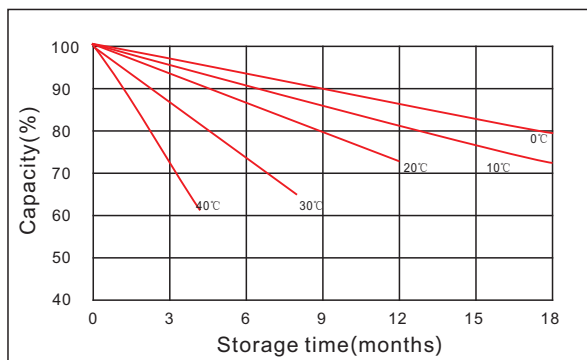
Temperature Effects in Relation to Battery Capacity



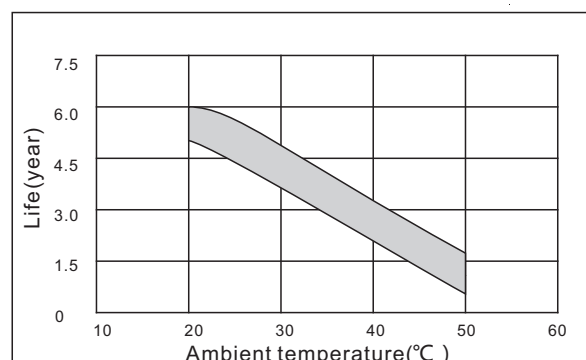
The effect of discharge depth on cycle life



Curves of self-discharge



The effect of temperature on float life



IMPORTANT NOTE: The specifications presented herein are subject to revision without notice.

