

KB612 6V 1.2Ah



The KB Standard series consists in VRLA batteries - AGM technology (Absorbent Glass Mat), with a design life of 3-5 years and it is designed for general applications such as UPS, telecommunications and electrical applications.



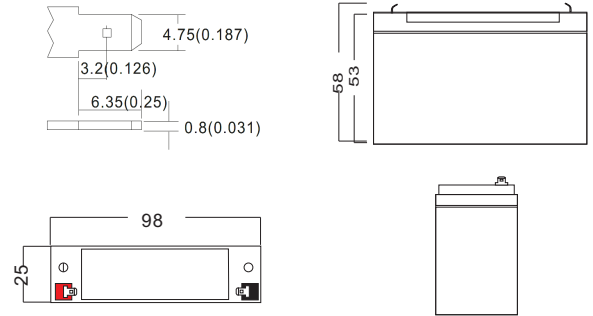
Performance Characteristics

Nominal Voltage	6V	
Dimensions	Length (mm / inch)	98 / 3.86
	Width (mm / inch)	25 / 0.98
	Height (mm / inch)	53 / 2.09
	Total Height (mm / inch)	58 / 2.28
Approx Weight	(Kg / lbs) 0.25 / 0.55	
Design Life	5 years	
Terminal	F1	
Container Material	ABS	
Rated Capacity	1.2Ah / 0.060A	(20hr, 1.75V / cell, 25°C / 77°F)
	1.13Ah / 0.113A	(10hr, 1.75V / cell, 25°C / 77°F)
	1.05Ah / 0.209A	(5hr, 1.75V / cell, 25°C / 77°F)
	0.792Ah / 0.792A	(1hr, 1.60V / cell, 25°C / 77°F)
Max. Discharge Current	18A (5s)	
Internal Resistance	Approx 60mΩ	
Operating Temp. Range	Discharge : -20 ~ 50°C (-4 ~ 122°F)	
	Charge : -20 ~ 50°C (-4 ~ 122°F)	
	Storage : -20 ~ 50°C (-4 ~ 122°F)	
Cycle Use	Charge current: Max.0.30A ; Recom.0.12A	
	Voltage: 7.20V ~ 7.50V at 25°C (77°F)	
	Temp. Coefficient: -15mV/°C	
Standby Use	Charge current: Max.0.30A ; Recom.0.12A	
	Voltage: 6.90V ~ 7.05V at 25°C (77°F)	
	Temp. Coefficient: -12mV/°C	
Capacity affected by Temperature	40°C (104°F)	103%
	25°C (77°F)	100%
	0°C (32°F)	86%
Self Discharge	Fully charged Kaise Standard Series batteries may be stored for up to 6 months at 25°C (77°F) and then a freshening charge is required. For higher temperatures the time interval will be shorter.	

Discharge Constant Current (Amperes) at 25°C (77°F)

Volts/cell	5min	10min	15min	30min	1h	3h	5h	10h	20h
1.80V	3.30	2.51	1.72	1.32	0.671	0.294	0.200	0.110	0.058
1.75V	3.59	2.66	1.85	1.36	0.695	0.311	0.209	0.113	0.060
1.70V	3.86	2.80	1.98	1.40	0.720	0.316	0.218	0.115	0.061
1.65V	4.72	2.98	2.12	1.44	0.744	0.322	0.221	0.118	0.062
1.60V	4.75	3.11	2.32	1.52	0.792	0.331	0.226	0.119	0.064

Dimensions and Terminal (Unit: mm (inches))



Applications

- | | |
|----------------------------|---------------------------------------|
| Alarm systems | Marine equipment |
| Cable television | Medical equipment |
| Communications Equipment | Micro processor based office machines |
| Control Equipment | Portable cine & Video lights |
| Computers | Solar powered systems |
| Electronic Cash Registers | Telecommunications systems |
| Electric Test Equipment | Television & Video recorders |
| Emergency lighting systems | Toys |
| Fire & Security | Uninterruptible power supply systems |
| Geophysical equipment | Vending machines |

Certifications

ISO 9001:2008 ISO 14001:2008



Discharge Current vs. Discharge Voltage

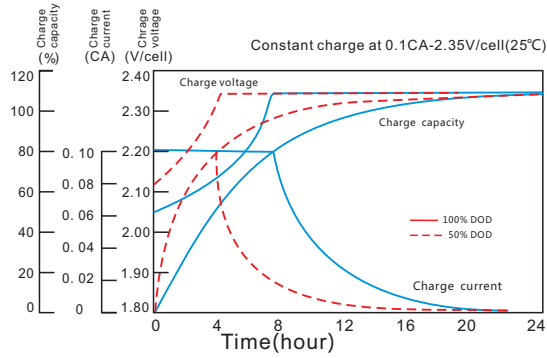
Final discharge voltage V/CELL	1.8	1.75	1.7	1.6
Discharge current [A]	$I \leq 0.1CA$	$0.25CA \geq I > 0.1CA$	$0.55CA \geq I > 0.25CA$	$I > 0.55CA$

Discharge Constant Power (Watts per cell) at 77°F (25°C)

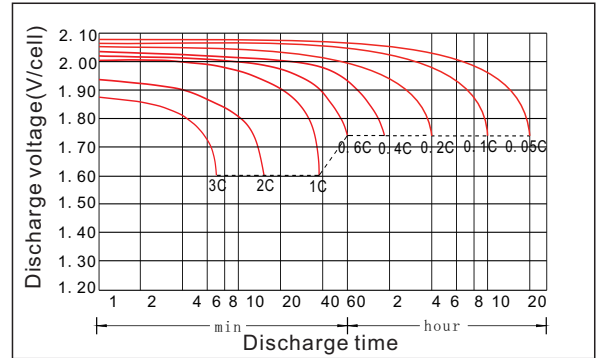
Volts/cell	5min	10min	15min	30min	1h	3h	5h	10h
1.80V	6.12	4.82	3.50	2.49	1.27	0.574	0.388	0.214
1.75V	6.82	4.98	3.66	2.51	1.29	0.590	0.398	0.219
1.70V	7.52	5.14	3.80	2.54	1.32	0.598	0.406	0.224
1.65V	8.22	5.30	3.98	2.55	1.37	0.608	0.418	0.226
1.60V	8.92	5.60	4.24	2.56	1.45	0.626	0.426	0.230

(Note) The above characteristics data are average values obtained within three charge/discharge cycles not the minimum values.

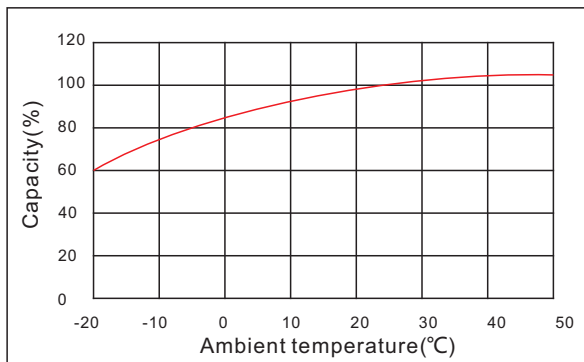
Charging Characteristics (float use)



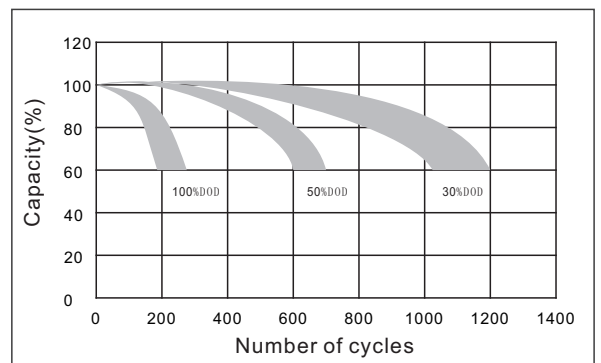
Discharge characteristic



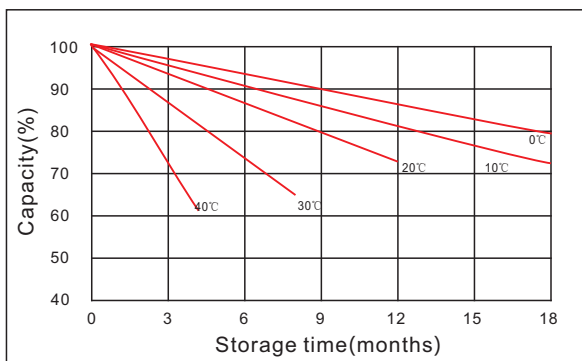
Temperature Effects in Relation to Battery Capacity



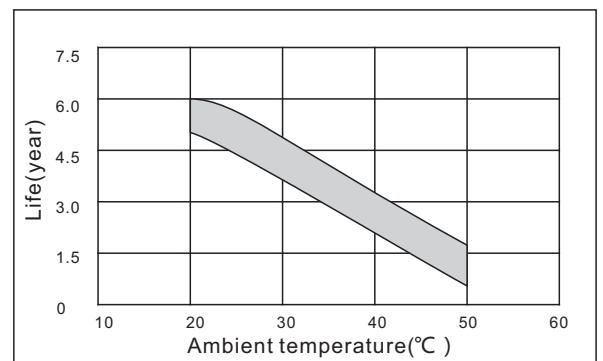
The effect of discharge depth on cycle life



Curves of self-discharge



The effect of temperature on float life



IMPORTANT NOTE: The specifications presented herein are subject to revision without notice.

