

KB1212 12V 1.2Ah



The KB Standard series consists in VRLA batteries with AGM technology (Absorbent Glass Material), with a design life of 3-5 years and are designed for general applications such as UPS, telecommunications and electrical applications.



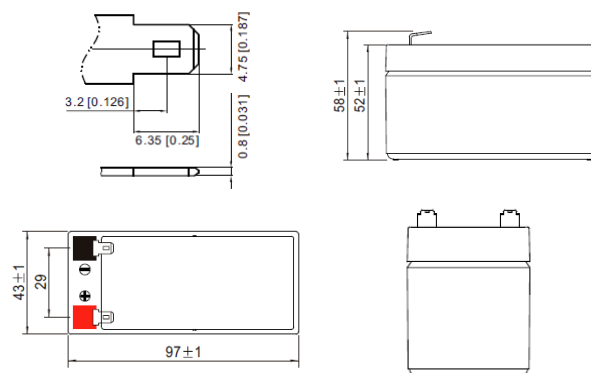
Performance Characteristics

Nominal Voltage	12V	
Dimensions	Length (mm / inch)	97 / 3.82
	Width (mm / inch)	43 / 1.69
	Height (mm / inch)	52 / 2.05
	Total Height (mm / inch)	58 / 2.28
Approx Weight	(Kg / lbs) 0.51 / 1.12	
Design Life	5 years	
Terminal	F1	
Container Material	ABS	
Rated Capacity	1.20Ah / 0.060A	(20hr, 1.75V / cell, 25°C / 77°F)
	1.13Ah / 0.113A	(10hr, 1.75V / cell, 25°C / 77°F)
	1.05Ah / 0.209A	(5hr, 1.75V / cell, 25°C / 77°F)
	0.792Ah / 0.792A	(1hr, 1.60V / cell, 25°C / 77°F)
Max. Discharge Current	18A (5s)	
Internal Resistance	95.0 mΩ	
Operating Temp. Range	Discharge : -20 ~ 50°C (-4 ~ 122°F)	
	Charge : -20 ~ 50°C (-4 ~ 122°F)	
	Storage : -20 ~ 50°C (-4 ~ 122°F)	
Cycle Use	Initial Charging Current less than 0.30A	
	Voltage: 14.4V ~ 15.0V at 25°C (77°F)	
	Temp. Coefficient: -30mV/°C	
Standby Use	Initial Charging Current less than 0.30A	
	Voltage: 13.5V ~ 13.8V at 25°C (77°F)	
	Temp. Coefficient: -18mV/°C	
Capacity affected by Temperature	40°C (104°F)	103%
	25°C (77°F)	100%
	0°C (32°F)	86%
Self Discharge	Fully charged Kaise Standard Series batteries may be stored for up to 6 months at 25°C (77°F) and then a freshening charge is required. For higher temperatures the time interval will be shorter.	

Discharge Constant Current (Amperes) at 77°F (25°C)

Volts/cell	5min	10min	15min	30min	1h	3h	5h	10h	20h
1.80V	3.30	2.51	1.72	1.32	0.671	0.294	0.200	0.110	0.058
1.75V	3.59	2.66	1.85	1.36	0.695	0.311	0.209	0.113	0.060
1.70V	3.86	2.80	1.98	1.40	0.720	0.316	0.218	0.115	0.061
1.65V	4.72	2.98	2.12	1.44	0.744	0.322	0.221	0.118	0.062
1.60V	4.75	3.11	2.32	1.52	0.792	0.331	0.226	0.119	0.064

Dimensions and Terminal (Unit: mm (inches))



Applications

- | | |
|----------------------------|---------------------------------------|
| Alarm systems | Marine equipment |
| Cable television | Medical equipment |
| Communications Equipment | Micro processor based office machines |
| Control Equipment | Portable cine & Video lights |
| Computers | Solar powered systems |
| Electronic Cash Registers | Telecommunications systems |
| Electric Test Equipment | Television & Video recorders |
| Emergency lighting systems | Toys |
| Fire & Security | Uninterruptible power supply systems |
| Geophysical equipment | Vending machines |

Certifications

ISO 9001 / ISO 14001



Discharge Current vs. Discharge Voltage

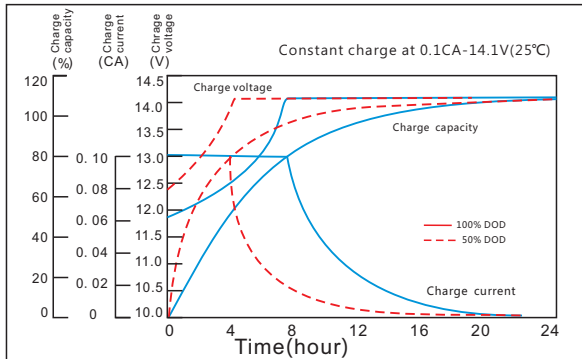
Final discharge voltage V/CELL	1.8	1.75	1.7	1.6
Discharge current (A)	$I \leq 0.1CA$	$0.25CA \geq I > 0.1CA$	$0.55CA \geq I > 0.25CA$	$I > 0.55CA$

Discharge Constant Power (Watts per cell) at 77°F (25°C)

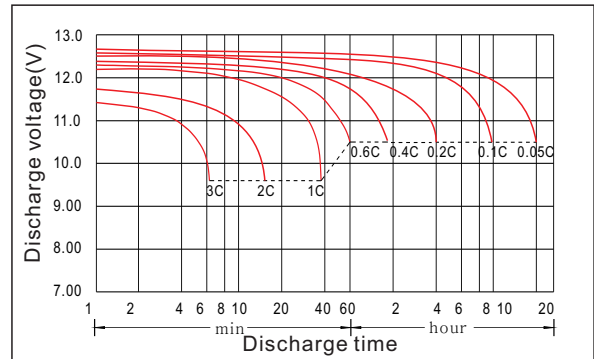
Volts/cell	5min	10min	15min	30min	1h	3h	5h	10h	20h
1.80V	6.12	4.82	3.50	2.49	1.27	0.574	0.388	0.214	0.118
1.75V	6.82	4.98	3.66	2.51	1.29	0.590	0.398	0.219	0.119
1.70V	7.52	5.14	3.80	2.54	1.32	0.598	0.406	0.224	0.122
1.65V	8.22	5.30	3.98	2.55	1.37	0.608	0.418	0.226	0.123
1.60V	8.92	5.60	4.24	2.56	1.45	0.626	0.426	0.230	0.126

(Note) The above characteristics data are average values obtained within three charge/discharge cycles not the minimum values.

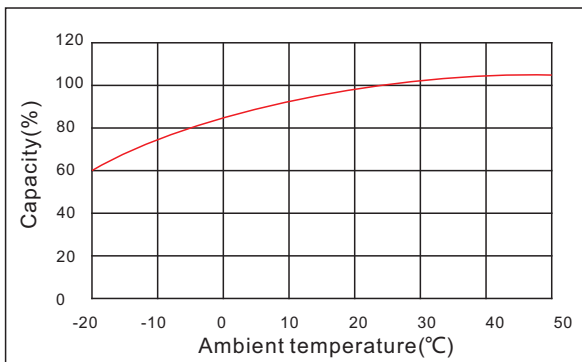
Charging Characteristics



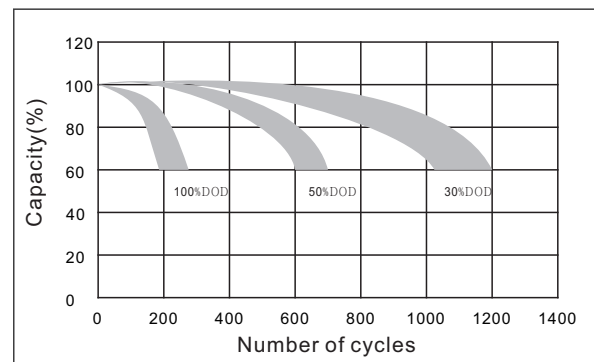
Discharge Characteristic



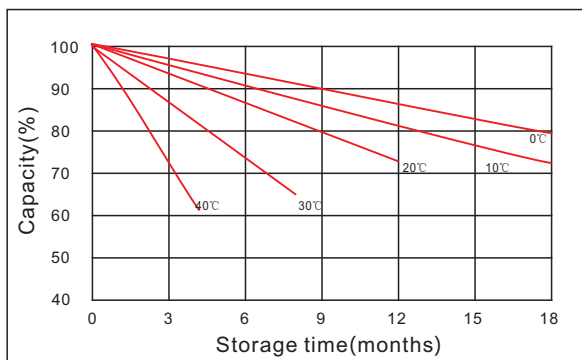
The effect of temperature on capacity



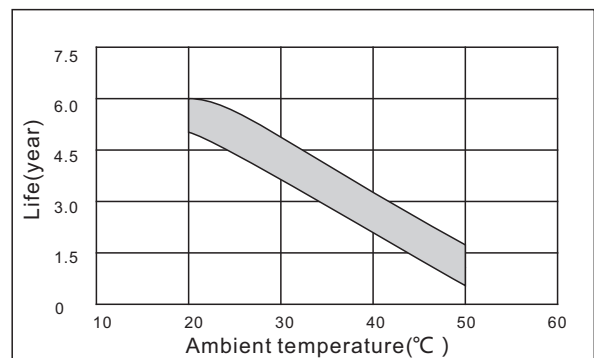
The effect of discharge depth on cycle life



Curves of self-discharge



The effect of temperature on float life



IMPORTANT NOTE: The specifications presented herein are subject to revision without notice.

