

KB12120 12V 12Ah



The KB Standard series consists in VRLA batteries - AGM technology (Absorbent Glass Mat), with a design life of 3-5 years and it is designed for general applications such as UPS, telecommunications and electrical applications.



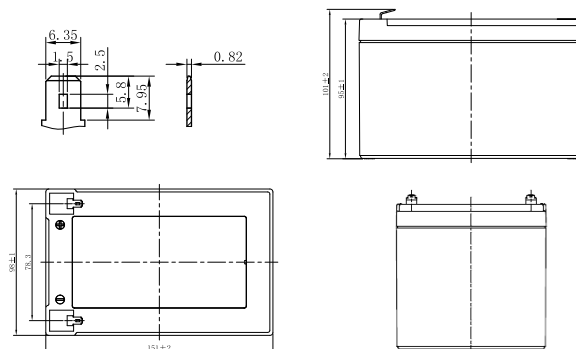
Performance Characteristics

Nominal Voltage	12V	
Dimensions	Length (mm / inch)	151 / 5.94
	Width (mm / inch)	98 / 3.86
	Height (mm / inch)	95 / 3.74
	Total Height (mm / inch)	101 / 3.98
Approx Weight	(Kg / lbs) 3.24 / 7.14	
Design Life	5 years	
Terminal	F2	
Container Material	ABS (UL94 HB or V-0 optional)	
Rated Capacity	12.0Ah / 0.600 A	(20hr, 1.75V / cell, 25°C / 77°F)
	11.2Ah / 1.12A	(10hr, 1.75V / cell, 25°C / 77°F)
	10.2Ah / 2.04A	(5hr, 1.75V / cell, 25°C / 77°F)
	7.20Ah / 7.20A	(1hr, 1.60V / cell, 25°C / 77°F)
Internal Resistance	Approx 19mΩ	
Operating Temp. Range	Discharge : -15 ~ 50°C (5 ~ 122°F)	
	Charge : -20 ~ 40°C (-4 ~ 104°F)	
	Storage : -15 ~ 40°C (5 ~ 104°F)	
Nominal Operating Temp. Range	25 ± 3°C (77 ± 5°F)	
Cycle Use	Initial Charging Current less than 3.6A	
	Voltage: 14.1V ~ 14.7V at 25°C (77°F)	
	Temp. Coefficient: -30mV/°C	
Standby Use	Initial Charging Current less than 3.6A	
	Voltage: 13.5V ~ 13.8V at 25°C (77°F)	
	Temp. Coefficient: -18mV/°C	
Capacity affected by Temperature	40°C (104°F)	103%
	25°C (77°F)	100%
	0°C (32°F)	86%
Self Discharge	Fully charged Kaise Standard Series batteries may be stored for up to 6 months at 25°C (77°F) and then a freshening charge is required. For higher temperatures the time interval will be shorter.	

Discharge Constant Current (Amperes) at 77°F (25°C)

Volts/cell	5min	10min	15min	30min	1h	3h	5h	10h	20h
1.80V	33.2	23.9	18.8	11.3	6.72	2.95	2.01	1.10	0.594
1.75V	35.9	25.1	19.5	11.5	6.84	3.00	2.04	1.12	0.600
1.70V	38.6	26.2	20.2	11.8	6.96	3.04	2.07	1.13	0.606
1.67V	40.2	26.9	20.6	12.0	7.03	3.07	2.08	1.14	0.609
1.60V	43.7	28.6	21.6	12.3	7.20	3.13	2.12	1.16	0.618

Dimensions and Terminal (Unit: mm (inches))



Applications

- | | |
|----------------------------|---------------------------------------|
| Alarm systems | Marine equipment |
| Cable television | Medical equipment |
| Communications Equipment | Micro processor based office machines |
| Control Equipment | Portable cine & Video lights |
| Computers | Solar powered systems |
| Electronic Cash Registers | Telecommunications systems |
| Electric Test Equipment | Television & Video recorders |
| Emergency lighting systems | Toys |
| Fire & Security | Uninterruptible power supply systems |
| Geophysical equipment | Vending machines |

Certifications

ISO 9001 / ISO 14001



Discharge Current vs. Discharge Voltage

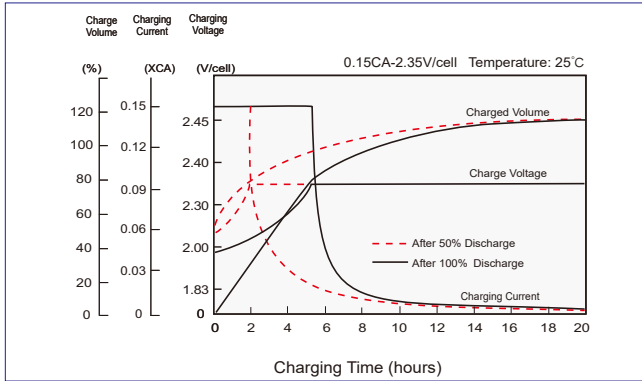
Final discharge voltage V/CELL	1.8	1.75	1.7	1.6
Discharge current [A]	$I \leq 0.1CA$	$0.25CA \geq I > 0.1CA$	$0.55CA \geq I > 0.25CA$	$I > 0.55CA$

Discharge Constant Power (Watts per cell) at 77°F (25°C)

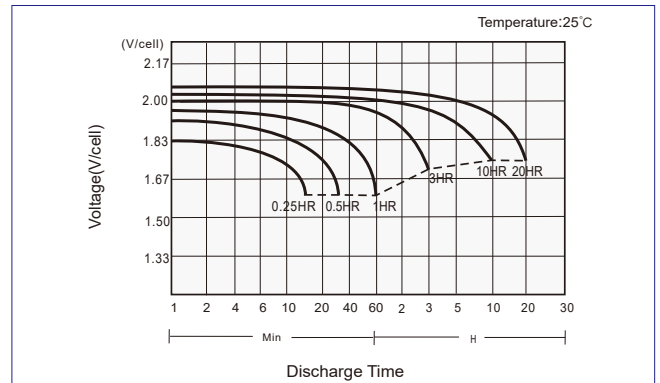
Volts/cell	5min	10min	15min	30min	45min	1h	2h	3h	5h
1.80V	62.7	45.4	36.0	21.7	15.9	13.0	7.58	5.79	3.97
1.75V	67.3	47.4	37.1	22.1	16.2	13.2	7.68	5.87	4.02
1.70V	71.8	49.3	38.2	22.5	16.4	13.4	7.78	5.94	4.06
1.67V	74.6	50.5	38.9	22.8	16.6	13.5	7.84	5.98	4.09
1.60V	80.4	53.1	40.4	23.3	16.9	13.8	7.97	6.08	4.15

(Note) The above characteristics data are average values obtained within three charge/discharge cycles not the minimum values.

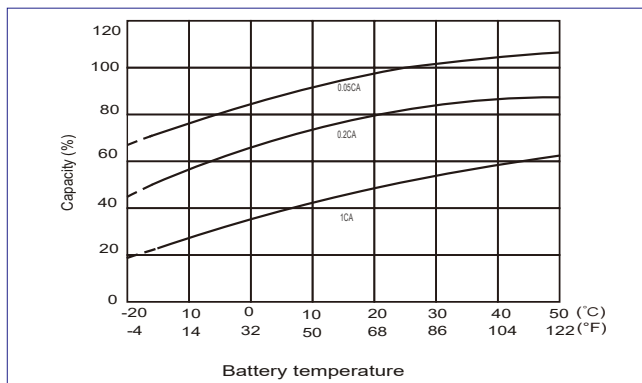
Charging Characteristics



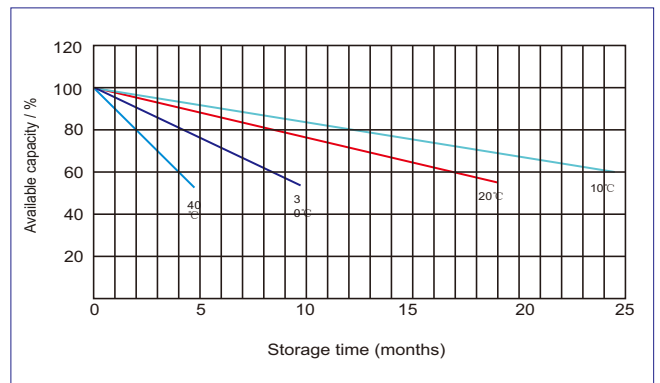
Discharge Characteristics



Effects of Temperature on Capacity



Self Discharge Characteristics



IMPORTANT NOTE: The specifications presented herein are subject to revision without notice.

2024/NL

