

KBL12550 12V 55Ah



The KAISE LONG LIFE Series 10 years has been designed for different applications, such as UPS, electric and telecommunications applications that require a long useful life.



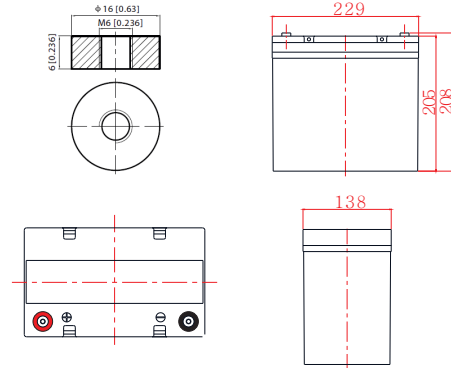
Performance Characteristics

Nominal Voltage	12V	
Dimensions	Length (mm / inch)	229 / 9.02
	Width (mm / inch)	138 / 5.43
	Height (mm / inch)	205 / 8.07
	Total Height (mm / inch)	208 / 8.19
Approx. Weight	(Kg / lbs) 16.5 / 36.4	
Design Life	10 years	
Terminal	M6	
Container Material	ABS	
Rated Capacity	56.5Ah / 5.65A	(10hr, 1.70V / cell, 25°C / 77°F)
	47.0Ah / 9.40A	(5hr, 1.70V / cell, 25°C / 77°F)
	33.3Ah / 33.3A	(1hr, 1.70V / cell, 25°C / 77°F)
Max. Discharge Current	660A (5s)	
Internal Resistance	Approx 8.6mΩ	
Operating Temp. Range	Discharge : -20 ~ 50°C (-4 ~ 122°F)	
	Charge : -20 ~ 50°C (-4 ~ 122°F)	
	Storage : -20 ~ 50°C (-4 ~ 122°F)	
Cycle Use	Initial Charging Current less than 13.8A.	
	Voltage: 14.4V ~ 15.0VPC at 25°C (77°F)	
	Temp. Coefficient: -30mV/°C	
Standby Use	Initial Charging Current less than 13.8A.	
	Voltage: 13.5V ~ 13.8V at 25°C (77°F)	
	Temp. Coefficient: -18mV/°C	
Capacity affected by Temperature	40°C (104°F)	103%
	25°C (77°F)	100%
	0°C (32°F)	86%
Self Discharge	Fully charged Kaise Long Life Series batteries may be stored for up to 6 months at 25°C (77°F) and then a freshening charge is required. For higher temperatures the time interval will be shorter.	

Constant Current Discharge (Amperes) at 25°C (77°F)

Volts/cell	5min	15min	30min	1h	3h	5h	10h	20h
1.80V	149	89.1	58.0	35.1	14.8	9.76	5.50	2.94
1.75V	166	95.6	60.6	36.0	14.9	10.0	5.56	2.96
1.70V	180	98.8	61.2	36.5	15.0	10.1	5.61	2.97
1.65V	188	101	62.3	36.8	15.3	10.2	5.67	2.99
1.60V	194	104	63.3	37.0	15.4	10.3	5.72	3.00

Dimensions and Terminal (Unit: mm (inches))



Applications

- UPS
- Telecommunications equipment
- Solar energy systems
- Cable TV
- Power station
- Marine equipment
- Military equipment
- Emergency power systems
- Railway systems

Certifications

ISO 9001 / ISO 14001



Discharge Current vs. Discharge Voltage

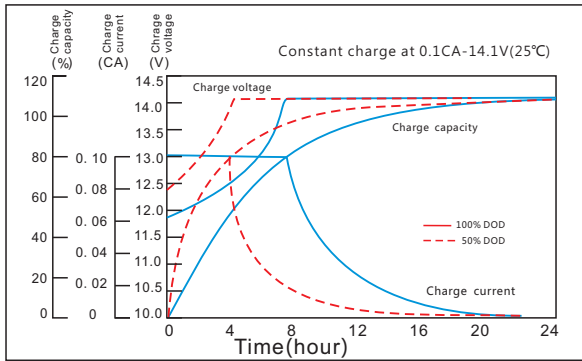
Final discharge voltage V/CELL	1.8	1.75	1.7	1.6
Discharge current (A)	I ≤ 0.1CA	0.25CA ≥ I > 0.1CA	0.55CA ≥ I > 0.25CA	I > 0.55CA

Constant Power Discharge (Watts per cell) at 25°C (77°F)

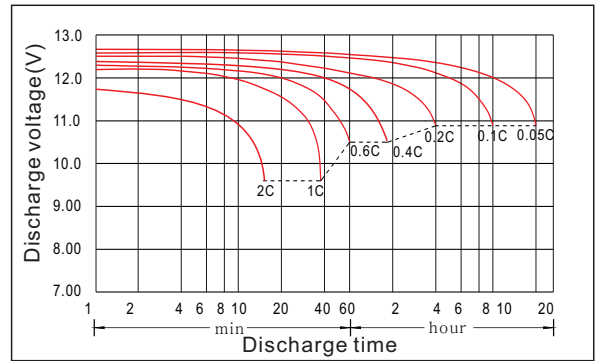
Volts/cell	5min	15min	30min	1h	2h	3h	5h	10h
1.80V	266	167	110	67.9	39.6	28.5	19.0	10.6
1.75V	290	177	113	68.4	39.7	28.6	19.2	10.7
1.70V	311	178	114	68.9	39.9	28.8	19.4	10.8
1.65V	313	180	114	69.5	40.0	28.9	19.5	10.9
1.60V	325	183	115	70.0	40.2	29.3	19.6	11.0

(Note) The above characteristics data are average values obtained within three charge/discharge cycles not the minimum values.

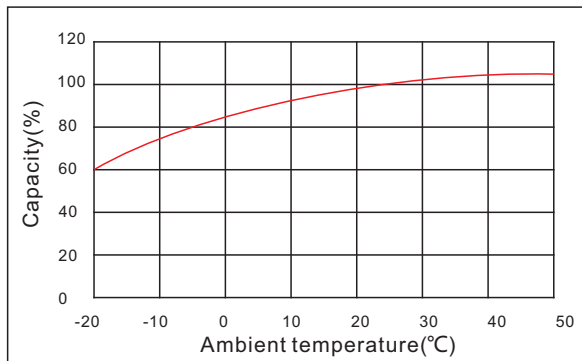
Charging Characteristics (float use)



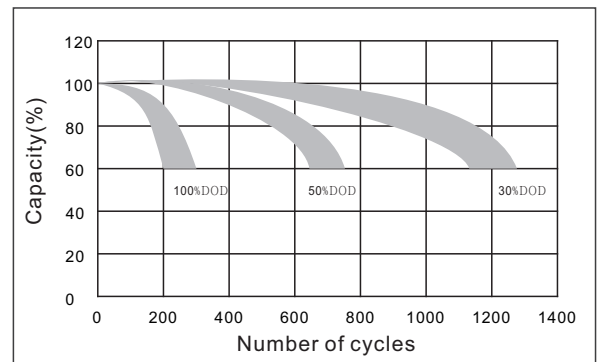
Discharge Characteristics



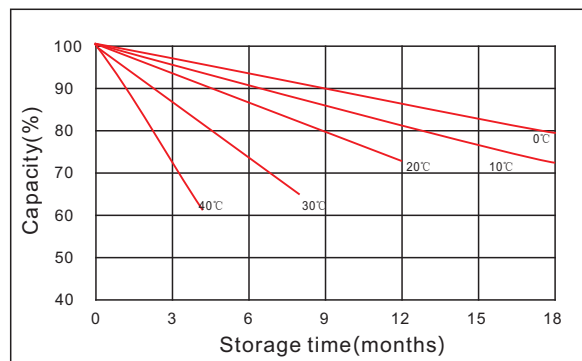
Temperature Effects in Relation to Battery Capacity



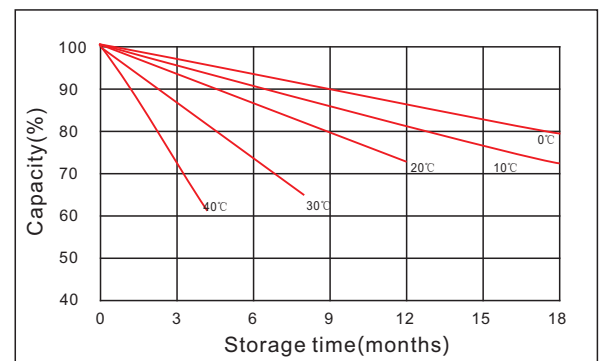
Cycle Life in Relation to Depth of Discharge



Curves of Self-Discharge



Effect of Temperature on Long Term Float Life



IMPORTANT NOTE: The specifications presented herein are subject to revision without notice.

