

# KB2200 2V 200Ah



The Kaise Ultra Long Life series of VRLA batteries is known for having the most reliable and highest quality of the entire industry. Built with AGM technology, these batteries reach a service life of 20 years.



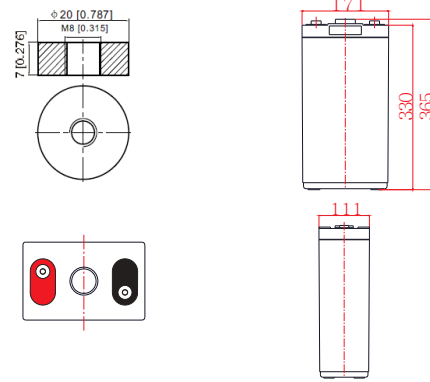
## Performance Characteristics

Nominal Voltage	2V	
Dimensions	Length (mm / inch)	171 / 6.73
	Width (mm / inch)	111 / 4.37
	Height (mm / inch)	330 / 12.99
	Total Height (mm / inch)	365 / 14.37
Approx. Weight	(Kg / lbs) 12.8 / 28.22	
Design Life	15 years	
Terminal	M8	
Container Material	ABS	
Rated Capacity	200.0 Ah / 20.0 A	(10hr, 1.80V/cell, 25°C / 77°F)
	182.5 Ah / 36.5 A	(5hr, 1.75V/cell, 25°C / 77°F)
	159.0 Ah / 53.0 A	(3hr, 1.75V/cell, 25°C / 77°F)
	126.0 Ah / 126 A	(1hr, 1.65V/cell, 25°C / 77°F)
Max. Discharge Current	2000A (5s)	
Internal Resistance	Approx 0.68mΩ	
Operating Temp. Range	Discharge : -20 ~ 50°C (-4 ~ 122°F)	
	Charge : -20 ~ 50°C (-4 ~ 122°F)	
	Storage : -20 ~ 50°C (-4 ~ 122°F)	
Cycle Use	Initial Charging Current less than 40.0A	
	Voltage: 2.40VPC ~ 2.50VPCV at 25°C (77°F)	
	Temp. Coefficient: -5mV/°C	
Standby Use	Initial Charging Current less than 40.0A	
	Voltage: 2.23VPC ~ 2.27VPC at 25°C (77°F)	
	Temp. Coefficient: -3mV/°C	
Capacity affected by Temperature	40°C (104°F)	103%
	25°C (77°F)	100%
	0°C (32°F)	86%
Self Discharge	Fully charged Kaise Solar Series batteries may be stored for up to 6 months at 25°C (77°F) and then a freshening charge is required. For higher temperatures the time interval will be shorter.	

## Constant Current Discharge (Amperes) at 25°C (25°C)

Volts/cell	15min	30min	1h	3h	5h	10h	20h
1.80V	224	163	108	51.3	35.6	20.0	10.7
1.75V	238	174	115	53.0	36.5	20.8	11.1
1.70V	251	188	121	54.6	37.5	21.1	11.3
1.65V	268	200	126	56.2	37.8	21.5	11.5
1.60V	288	213	133	57.7	38.8	21.7	11.6

## Dimensions and Terminal (Unit: mm (inches))



## Applications

- Renewable Energy
- Alarm systems
- Electric Test Equipment
- Emergency lighting systems
- Marine equipment
- Telecommunications systems

## Certifications

ISO 9001:2008 ISO 14001:2008



## Discharge Current vs. Discharge Voltage

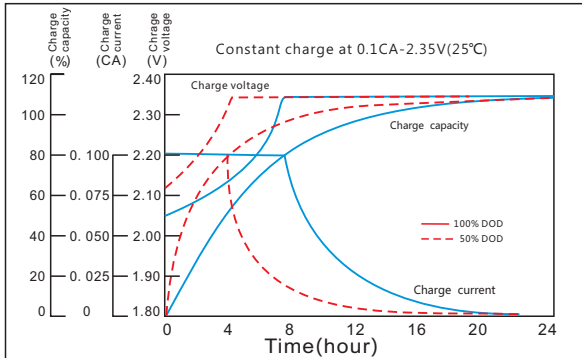
Final discharge voltage V/CELL	1.8	1.75	1.7	1.6
Discharge current (A)	$I \leq 0.1CA$	$0.25CA \geq I > 0.1CA$	$0.55CA \geq I > 0.25CA$	$I > 0.55CA$

## Constant Power Discharge (Watts per cell) at 25°C (77°F)

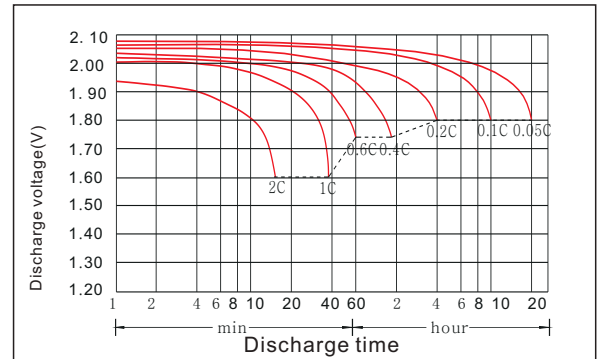
Volts/cell	15min	30min	1h	3h	5h	10h	20h
1.80V	415	334	219	104	73.7	42.1	22.5
1.75V	435	347	232	108	75.9	42.8	22.9
1.70V	452	359	242	112	77.9	43.4	23.2
1.65V	469	374	254	117	79.4	44.8	24.0
1.60V	489	389	275	121	82.0	45.8	24.5

(Note) The above characteristics data are average values obtained within three charge/discharge cycles not the minimum values.

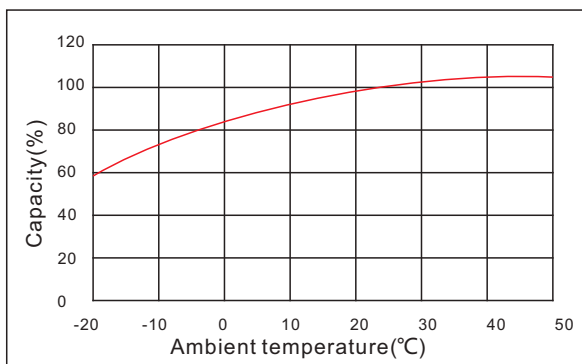
## Charging Characteristic (cycle use)



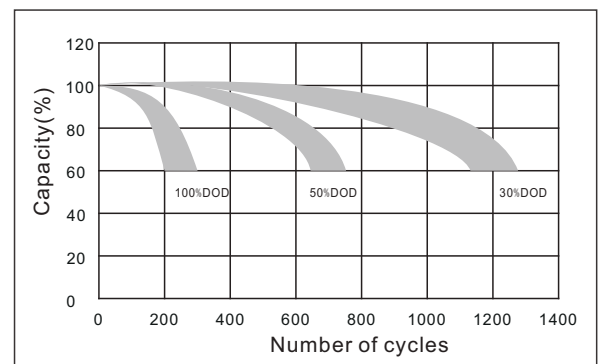
## Discharge Characteristics



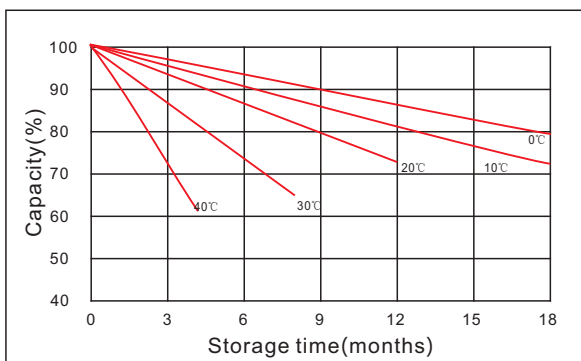
## Temperature Effects in Relation to Battery Capacity



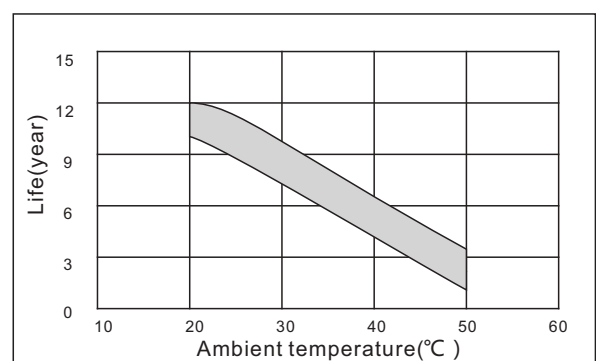
## The effect of discharge depth on cycle life



## Curves of self-discharge



## The effect of temperature on float life



IMPORTANT NOTE: The specifications presented herein are subject to revision without notice.

